



## Handwriting phrases for helping your child to form letters

This works best if your child practises for a short time every day.



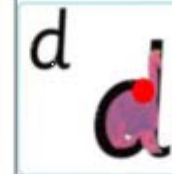






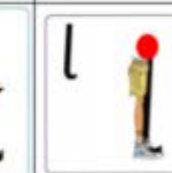

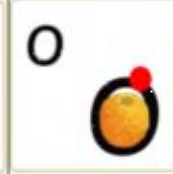





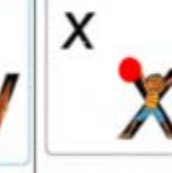


1. Show the picture side and air-write as you say the phrase.
2. Ask your child to practise in the air with you.
3. Using a sharp pencil and sat at a table, encourage your child to have a go.
4. Praise your child for their efforts.

- m Maisie, mountain, mountain  
a round the apple, down the leaf  
s slither down the snake  
d round his bottom, up his tall neck and down to his feet  
t down the tower, across the tower  
i down the body, dot for the head  
n down Nobby, over his net  
p down the plait and over the pirate's face  
g round her face, down her hair and give her a curl  
o all around the orange  
c curl around the caterpillar  
k down the kangaroo's body, tail and leg  
u down and under, up to the top and draw the puddle  
b down the laces to the heel, round the toe  
f down the stem and draw the leaves  
e lift off the top and scoop out the egg  
l down the long leg  
h down the head to the hooves and over his back  
r down his back and then curl over his arm  
j down his body, curl and dot  
v down a wing, up a wing  
y down a horn, up a horn and under his head  
w down, up, down, up  
z zig-zag-zig  
q round her head, up past her earrings and down her hair  
x down the arm and leg and repeat the other side



# Read Write Inc. Letter Formation

The red dot indicates where to start with your pencil. |

 <p>a</p>	 <p>b</p>	 <p>c</p>	 <p>d</p>	 <p>e</p>	 <p>f</p>
<p>Around the apple and down the leaf.</p>	<p>Down the laces to the heel and around the toe.</p>	<p>Curl around the caterpillar.</p>	<p>Around the dinosaurs bottom, up his tall neck &amp; down to his toes.</p>	<p>Lift off the top and scoop out the egg.</p>	<p>Down the stem and draw the leaves.</p>
 <p>g</p>	 <p>h</p>	 <p>i</p>	 <p>j</p>	 <p>k</p>	 <p>l</p>
<p>Around the girls face, down her hair and give her a curl.</p>	<p>Down the head, to his hooves and over his back.</p>	<p>Down the body and dot for the head.</p>	<p>Down his body, curl, dot for his head.</p>	<p>Down the kangaroo's body tail and leg.</p>	<p>Down the long leg.</p>
 <p>m</p>	 <p>n</p>	 <p>o</p>	 <p>p</p>	 <p>qu</p>	 <p>r</p>
<p>Down Maisie, mountain, mountain.</p>	<p>Down Nobby and over his net.</p>	<p>All around the orange.</p>	<p>Down the pirates plait and around his face.</p>	<p>Round her head, up past her earring, down her hair, and flick.</p>	<p>Down the robots back and curl over his arm.</p>
 <p>s</p>	 <p>t</p>	 <p>u</p>	 <p>v</p>	 <p>w</p>	 <p>x</p>
<p>Slither down the snake.</p>	<p>Down the tower, across the tower.</p>	<p>Down and under, up to the top and draw the puddle.</p>	<p>Down a wing, up a wing.</p>	<p>Down, up, down, up.</p>	<p>Down the arm and leg, repeat the other side.</p>
 <p>y</p>	 <p>z</p>				
<p>Down a horn, up a horn and under head.</p>	<p>Zig-zag-zig.</p>				